



INTERIOR HIGH SPEED FABRIC DOOR



PERFECT FOR MANUFACTURING, PHARMACEUTICAL, COLD STORAGE, WAREHOUSE AND DISTRIBUTION FACILITIES


- **Engineered for high cycles**
 - Springless design requires minimal interruption for maintenance
 - Direct-mounted gear drive minimizes wear and tear
 - Variable frequency drive eliminates sudden jolts from door start/stop
- **Airtight design** prevents airborne contaminants from entering a controlled environment and reduces air exchange to no higher than 0.236 cfm/sf (ASTM E-283)
- **Optional vision panels** allow visual access and light
- **Patent-pending curtain lock** enables doors to be repaired quickly and in the field, unlike zippered doors
- **Low maintenance** breakaway design with side impact detection and push button self-repair; plug and play wiring
- **Hood is standard**



INDUSTRY LEADING
COMMERCIAL & INDUSTRIAL SOLUTIONS

MODEL 991 INTERIOR HIGH SPEED FABRIC DOOR


Attributes	General specifications
Application	Interior
Maximum height	14'
Maximum width	14'
Opening speed	Up to 70"/sec
Closing speed	Up to 40"/sec
Certified air tightness*	< 0.236 cfm/sq ft
Curtain lock	Yes
Break-away self reset	Yes
Pressure/wind resistance**	Up to 7.5 psf
Operational pressure ***	Up to 2.5 psf
Door panel	2 layers of PVC-coated polyester with 1 layer of polyester weave
Vision option	20" high windows spaced evenly across width of door
Operation	Direct drive motor and gearbox system with a door stop device
Control	Variable frequency drive NEMA 4X cULus listed Onboard self diagnostic and service reminder Built-in padlockable field disconnect
Obstruction detection	Infrared sensors mounted in-plane to the door curtain at 18" and 50" - 54" from floor
Reversing safety edge	Wireless reversing edge
Electrical availability	120V AC 1PH; 230V AC 1PH; 230V AC 3PH; 460V AC 3PH; 575V AC 3PH
Actuation options	Push button, key switch, pull switch, loop detector, motion detector, treadle switch, radio control
Signaling device options	Red/green LED warning light, horn/strobe combination, rotating warning light
Warranty	5-Year Limited




Patent-pending curtain lock

- * Air tightness is independently tested to ASTM E283 test standard.
- ** Pressure/wind resistance value is the ultimate pressure tested at door width of 10'.
- ***Operational pressure value is the pressure tested up to 100,000 cycles at door width of 10'.


Color options




Red




Blue



White



Gray



Black

Standard color for guides, brackets, struts and bottom bar is yellow. Approximately 200 optional RAL powder coat colors are available. Actual colors may vary from brochure due to fluctuation in the printing process. Always request a color sample from your Overhead Door™ Distributor for accurate color matching.



INDUSTRY LEADING
COMMERCIAL & INDUSTRIAL SOLUTIONS



2501 S. State Hwy. 121 Bus., Suite 200, Lewisville, TX 75067

1-800-929-DOOR • sales@overhaddoor.com

overhaddoor.com